










www.sse.com.cn

2023			2023	12	31
156,000,000	10	2.34	36,504,000		
			30.30%		

1

“ ” “ ”

2



SMBB

MBB

SMBB

SmartWire OBB

HJT



1

“ ”

2

3

BOM

MES

4

OEM/ODM

1.

”

“C382

“C38

”

(1)

2021 3

“ ”

“ ”

“ ”

2023 7

“ ”

“ ”

6,700

“ ”

51%

48%

2020-2023



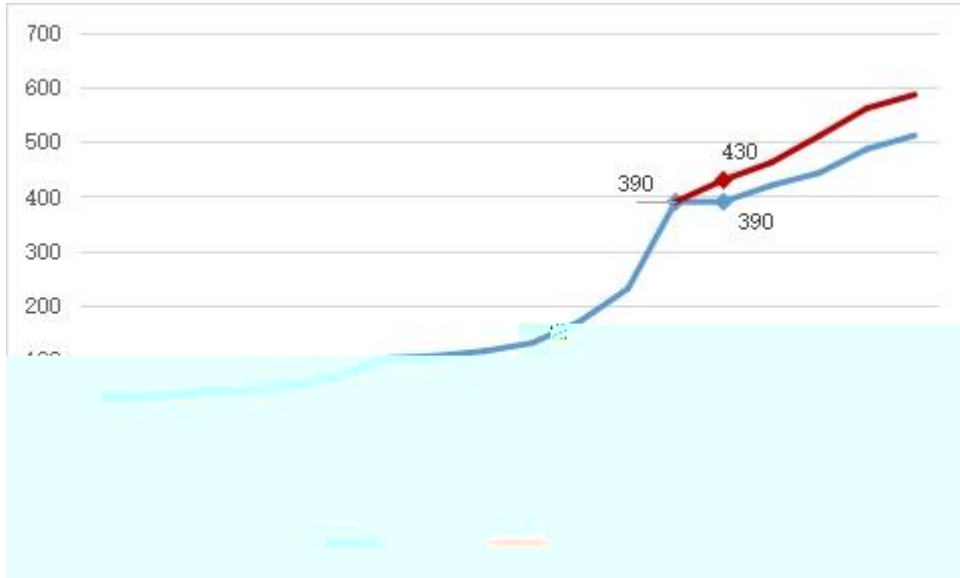
(2)

2023 7 16
2023
2023 11 15
2024
2030
2030
2023
2023
2023
2024
2023
2023
2023
2024

216.88GW
145.12%
499GW
69.3%
190-220GW
390-430GW

2011-2023

GW



2023 N
23.0% HJT

P N
2.6% XBC

26.5%
2022
0.9%

N
TOPCon

2030 N

95% N

2022-2023 95% N

%

						CESA	2024
		2023				21.30GW	2023
	32.2GW	2023				32.2GW	
							2025
30GW		CESA			2025	70GW	2030
		2025	328GW	2030	770GW		
	“	” “	”				170GW

2.

CE DEKRA ASTA UL
40

CQC

PCS

CQC UL CB RoHS FCC() IC() VDE

CE

3.

3C

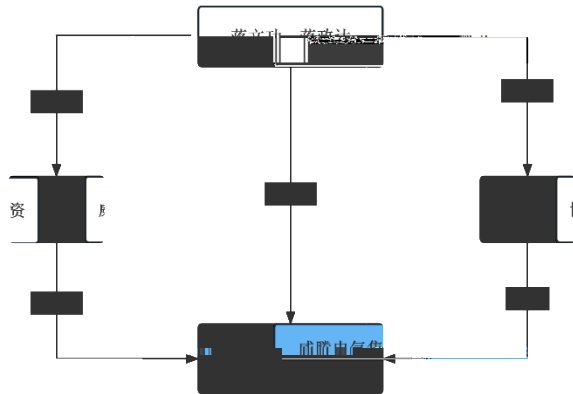
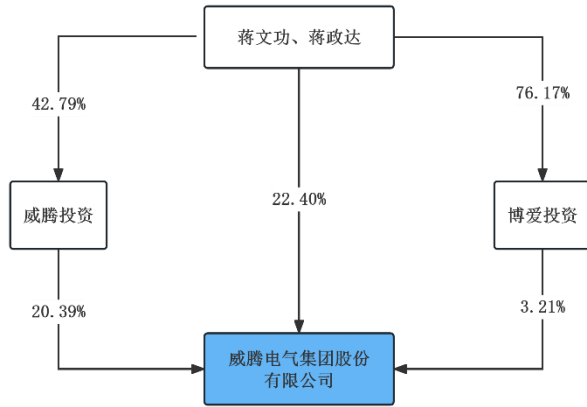
2023 N

TOPCon

HJT XBC

--	--	--	--	--	--

	1-3	4-6	7-9	10-12
	430,451,200.85	603,510,103.59	973,700,915.04	840,001,756.92
	13,285,171.43	25,232,088.90	46,246,459.03	35,699,831.57
	10,329,039.86	24,666,325.16	46,051,872.00	36,252,199.97
	-64,389,348.88	-173,806,116.31	-124,584,782.14	143,502,861.67



1.20
28.48
72.30% 2023
74.03%
87.37%
9,198.51
54.74%